


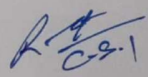


कार्यालय नगर पालिका परिषद इटावा

प्रमाणित किया जाता है कि निकाय में उत्पन्न कूड़े का 70% से अधिक कूड़े का निस्तारण (कम्पोस्टिंग व अन्य विकेंद्रीकृत विधियो द्वारा) निकाय स्तर पर किया जा रहा है।


अधिसाक्षी अधिकारी
नगर पालिका परिषद


SFA

SF1

R. S. 1

Completion certificated of Solid waste treatment plant

ANNEXURE 5.4

PROJECT COMPLETION CERTIFICATE (For Projects under UIDSSMT)

Project Name S.W.M, Scheme Name of the town/city Etawah. This is to certify that the project on Solid waste Management at Etawah (City/town) sanctioned under UIDSSMT has been completed in all respects including all the packages/ components posed in the DPR, at the time of approval of the project. (Physical and Financial) and commissioned on 31.10.2012.

Approval cost of the Project	₹582.10 Lac	Released Amount
Date of approval by SLSC	10.11.2006	
Cost of the Project on completion	₹54180174.00	
Funds/ACA provided by Government of India (with dates)	06.08.2007 14.09.2011	₹46243000.00
Funds provided by State Govt. share to Implementing Agency (with dates)	11.09.2007 23.12.2011	₹5780500.00
Funds provided by ULB share to Implementing Agency (with dates)	23.10.2007 20.12.2011	₹5780000.00
Date of Commencement	11.08.2010	Total- ₹57803500.00
Date of Completion	31.10.2012	
Remarks, if any		


The said scheme has been handed over to/taken over by the Urban Local body O&M Agency i.e. N.P.P. Etawah on 08.02.2013 (date) for further operation and maintenance.


The actual expenditure incurred on the said scheme is ₹54180174.00 and the details are as under.

Sl. No	Items	Approved cost by Govt. of India	Approved cost of the Implementing Agency	Expenditure as per actual
1	Works	₹582.10 Lac	₹578.035 Lac	₹54180174.00
2	Establishment Charges	-	-	-
3	Contingencies	-	-	-
	Total	₹582.10 Lac	₹578.035 Lac	₹54180174.00

It is certified that all the components of the sanctioned schemes have been completed in all respects and total committed liabilities on the said scheme have been fulfilled. No further expenditure will be incurred on the said scheme. As such, as on date, an unspent balance of ₹30,536.00 is available with the implementing agency viz C&D.S. U.P. Jal Nigam, Etawah which has been refunded on 13.08.2013 to SLNA through Nagar Palika Parishad, Etawah.

Signature of Competent Authority
Of SLNA (with stamp & date)


(R. P. Singh)
PROJECT MANAGER
C&D.S. U.P. JAL NIGAM
ETAWAH


Signature of Authority
Nagar Palika Parishad, Etawah (with date)

EXECUTIVE OFFICER
Nagar Palika Parishad
Etawah

Kamet plant processing compost N ANNEXURE 5.4



Copy of Daily entry of waste collected & treated details in SWTP

Date	Garbage	Process Garbage	R.D.F	Grude	Rejection	Compost
01.01.2019	73.650	44.190	26.514	17.676	16.438	1.237
02.01.2019	67.260	39.480	21.320	16.940		
03.01.2019	78.205	20.550	12.380	8.220	7.644	0.575
04.01.2019	71.635	35.210	21.260	14.084	13.090	0.985
05.01.2019	76.360	49.300	29.580	19.720	17.748	1.972
06.01.2019	73.330	51.120				
07.01.2019	76.590 mt	50.360	30.216	20.144	17.720	2.418
08.01.2019	76.160 mt	53.300	31.980	21.320	19.188	2.132
09.01.2019	71.610 mt	47.300	28.380	18.920	17.595	1.324
10.01.2019	73.675 kg	49.560	29.736	19.824	18.498	1.387
11.01.2019	70.120 kg	38.300	22.980	15.320	14.248	1.082
12.01.2019	72.280 kg	32.600	19.560	13.040	12.127	0.840
13.01.2019	63.858 kg	Sunday				
14.01.2019	76.315 kg	45.200	27.120	18.080	16.814	1.265
15.01.2019	65.835 kg	25.900	15.540	10.360	9.634	1.096
16.01.2019	73.140 kg	28.200	16.920	11.280	10.49	2.256
17.01.2019	75.630 kg	32.000	19.680	13.120	12.20	0.918
18.01.2019	77.960 kg	42.500	25.500	17.000	15.81	1.11
19.01.2019	72.295 kg	35.260	21.720	14.080	13.094	1.408
20.01.2019	66.290 kg	Sunday				
21.01.2019	76.150 kg	34.760	20.820	13.880	12.900	1.388
22.01.2019	72.110 kg	28.500	17.100	14.460	13.392	1.339
23.01.2019	82.040 kg	25.200	15.120	10.080	9.324	1.008
24.01.2019	80.355 kg	30.400	18.240	12.160	9.720	0.851
25.01.2019	76.555 kg	25.800	15.480	10.320	8.256	1.032
26.01.2019	70.765 kg	40.500	24.300	16.260	15.066	1.134
27.01.2019	66.480 kg	Sunday				
28.01.2019	75.330 kg	38.200	22.920	15.280	13.752	1.52
29.01.2019	77.650 kg	31.500	18.900	12.600	11.718	0.802
30.01.2019	71.950 kg	29.600	17.760	11.840	10.656	1.104
Total	2210.675	414.870	582.662	368.838	354.887	32.361

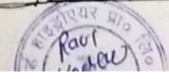
ANNEXURE 5.4

15/1/19
01.02.2019

01/02/2019
शुक्रवार 15/1

Page 1

दिनांक	Garbage	Process Garbage	R.D.F	Grude	Rejection	Compost
01.02.2019	76390	40.200	24.120	16.080	12.064	1.600
02.02.2019	73.200	45.800	29.400	18.320	16480	1.032
03.02.2019	62.915	Sunday	-	-	-	-
04.02.2019	74.700	36.000	22.080	14.720	13248	1.472
05.02.2019	75.300	33.600	20.160	13440	12.696	1.344
06.02.2019	74.525	40.100	24.060	16.040	14.436	1.604
07.02.2019	76.110	39.500	23.700	15.800	14.22	1.58
08.02.2019	78.995	42.900	25.740	17.160	15.444	1.716
09.02.2019	70.155	38.100	22.060	15.240	14.173	1.066
10.02.2019	59.595	Sunday	-	-	-	-
11.02.2019	79.720	45.700	27.420	18.280	17.000	1.279
12.02.2019	81.605	42.300	25.380	16.980	15.735	1.184
13.02.2019	75.030	34.200	20.520	13.680	12.722	0.957
14.02.2019	79.280	40.500	24.300	16.200	15.066	1.134
15.02.2019	70.095	45.900	27.540	18.360	16.524	1.074
16.02.2019	75.056	43.600	26.160	17.440	16.919	1.220
17.02.2019	68.835	Sunday	-	-	-	-
18.02.2019	74.650	37.000	22.600	15.120	14.061	1.050
19.02.2019	72.205	39.500	23.700	15.800	14.694	1.106
20.02.2019	79.010	36.300	21.780	14.520	13.503	1.016
21.02.2019	71.405	31.700	19.020	12.600	11.782	1.060
22.02.2019	70.525	29.900	17.940	11.960	11.122	0.827
23.02.2019	70.255	32.700	19.620	13.080	11.772	1.308
24.02.2019	66.615	Sunday	-	-	-	-
25.02.2019	75.125	40.600	24.360	16.240	15.103	1.136
26.02.2019	70.165	35.000	15.400	10.320	9.200	0.722
27.02.2019	76.055	33.500	20.100	13.400	12.462	0.938
28.02.2019	75.140	29.200	18.120	12.000	10.872	1.200
Total	2068.670	907.200	544.240	362.800	330.896	29.627



EXECUTIVE OFFICER
Nagar Palika Parishad